

A Crisis Deferred COVID-19 Evictions

A Growing Risk for Families in Marin County

Households at imminent risk of eviction

10,700

Estimated households who have been unemployed and not received replacement income¹

8,270

Children in these households²

Households who will become at risk for eviction in the next 6 months

3,780

Households that will lose benefits/all income during ~next 6 months³

2,920

Children in these households⁴

Rental Burden:

52.3%

of renter households spending more than 30% of their income on rent⁵

27.7%

of renter households spending more than 50% of their income on rent⁶

12%

of households in Marin have zero net worth and thus no financial cushion in a time of crisis⁷

Homelessness in Marin County:

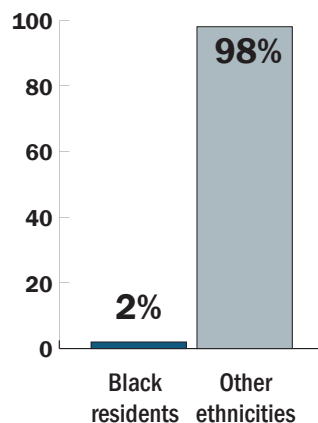
1,034

Individuals experiencing homelessness counted at point-in-time.⁸

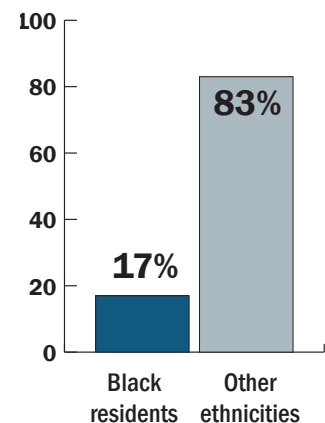
1,137

Students experiencing severe housing instability⁹

Marin County Total Population by Race/Ethnicity



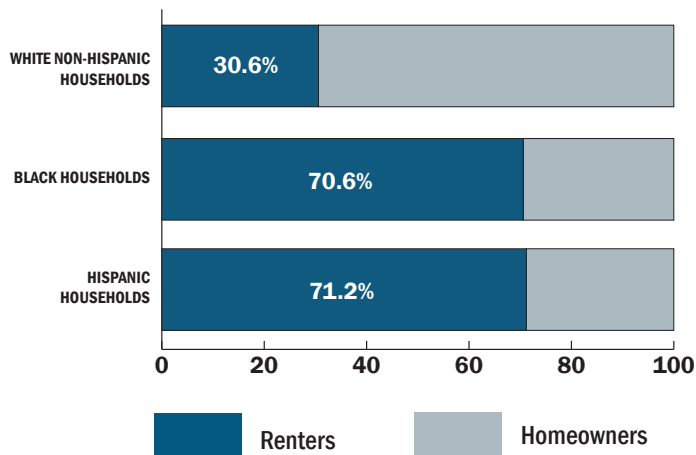
Marin County Homeless Population by Race/Ethnicity



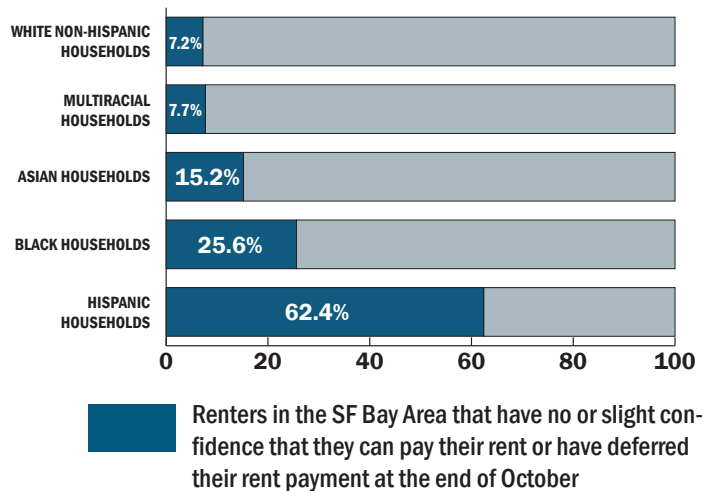
In other Bay Area communities, approximately 12% of homeless individuals reported eviction as being the primary cause of their homelessness. Increases in homelessness as a result of eviction would stall the progress Marin has made, come at a large financial cost, and exacerbate existing racial inequities.

Equity measures:

Share of Households who are Renters in Marin¹⁰

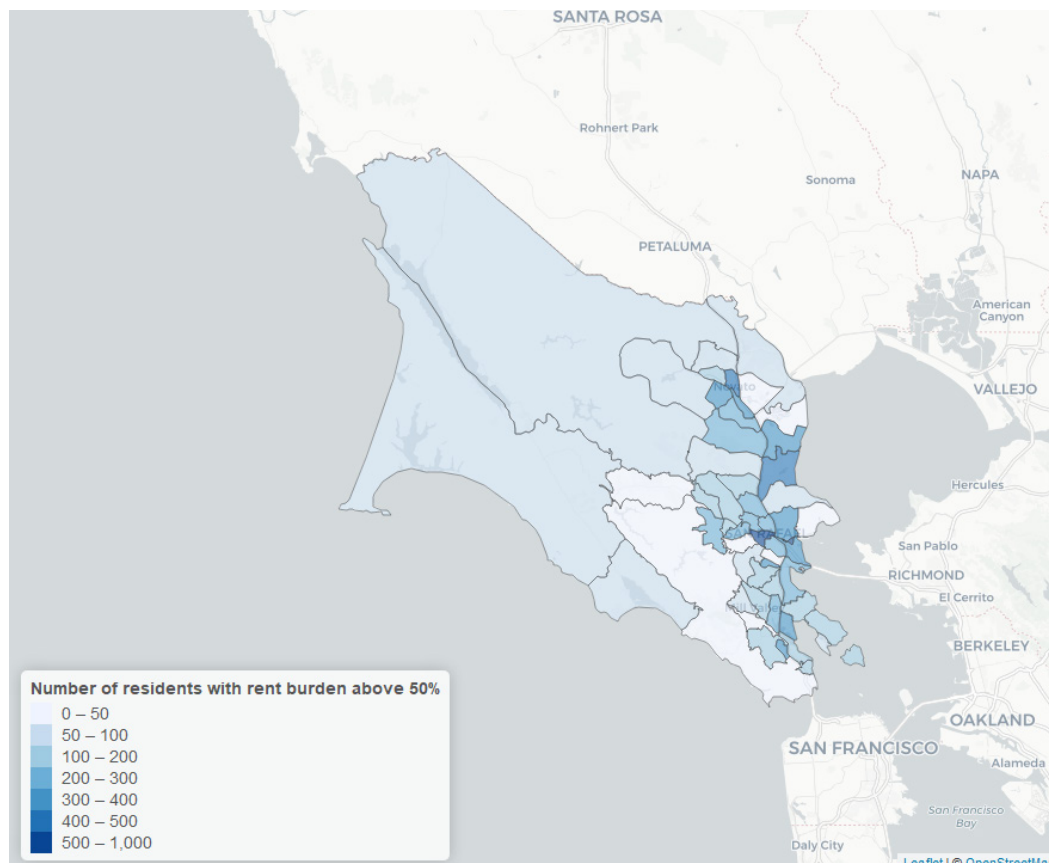


Confidence in Paying Rent¹¹



Where is Help Needed Most in Marin County?

While need is concentrated in certain areas, with the Canal neighborhood standing out in the 99th percentile of areas in California most vulnerable to housing instability, it is also widespread, with jobs lost and unsustainably high rental burdens throughout the county.¹²



Endnotes

- 1, 2, 3, 4 [Following Policylink estimation procedure](#)
- 5, 6 [2018 American Community Survey](#)
- 7 [Prosperity Now](#)

- 8 [Marin County 2019 Point-in-Time](#)
- 9 [California Department of Education](#)
- 10 [2018 American Community Survey](#)
- 11 [Urban Institute analysis of Household Pulse Survey](#)
- 12 [Urban Institute](#)